

ANNUAL REPORT
For the year ended 31 December
2006

Secretariat Information

National Telecommunication Regulatory Commission (NTRC)

P. O. Box 854
Grand Anse Shopping Centre, Suite #8
Grand Anse, St. George's
Grenada, West Indies.
Telephone: 1 (473) 435-6872 / 2646
Fax: 1 (473) 435-2132

gntrc@spiceisle.com

www.ectel.int/grd / www.spiceisle.com/gntrc

Eastern Caribbean Telecommunications Authority (ECTEL)

P.O. Box 1886
Vide Bouteille, Castries
St. Lucia, West Indies
Telephone: 1 (758) 458-1701/2
Fax: 1(758) 458-1698

ectel@ectel.int

www.ectel.int

ANNUAL REPORT 2006

Contents

Commissioners	1
Secretariat	2
Mission Statement	4
1. Chairman's remarks	5
2. Mandate & Background	6
3. Operations	7
4. Financial Report	13
5. Status of Telecommunications	18

Commissioners



Left to Right:
**Mr. David Lander, Mr. Ronald Straker, Mrs. Avril Trotman-Joseph,
Dr. Spencer Thomas, Mr. George Lashley**

Commission at Work



Secretariat



Left to Right:

Sean Francis *Operations Assistant;*

Timothy Scott *Telecommunications Engineer;*

Cassandra Whiteman *Secretarial Assistant;*

Hazel-Ann Lewis-Mitchell *Admin. Assistant/ Secretary;*

Lucille Bailey-Sullivan *Office Attendant;*

Aldwyn Ferguson *Administrative Manager/ Accountant;*

Dwight Horsford *Coordinator (Ag.)*

NTRC's end of year function in celebration of six years of operation



MISSION STATEMENT

The National Telecommunications Regulatory Commission mission statement is to regulate the liberalized Telecommunications sector in Grenada; to ensure fair competitive practices by Telecommunications providers and to promote and maintain high quality Telecommunications services at fair and competitive prices for customers.



Spencer Thomas Ph. D, *Chairman*

1. Chairman's Remarks

The year 2006 marks another successful year for the National Telecommunications Regulatory Commission (NTRC) in furthering its mandates under the Telecommunications Act. A review of the operations of the NTRC to mark its sixth year of operations reveals significant progress towards national economic development especially in the areas of investments, prices, quality of service, human resource development, employment, infrastructure and broadband applications and services. A dynamic predictable and competitive telecommunication industry is being constantly promoted, with an eye on the protection and enhancement of the interests of the general public.

While much progress has been made, much is also left to be done. Pursuant to the Act, the NTRC will continue to champion the cause of the general public and regulate in the public interest. The NTRC will be the vanguard to ensure that all stakeholders in the industry make their fair contribution and receive their fair rewards.

With the deployment of broadband infrastructure and the infusion of ICT applications and services the horizon is bright for the industry.

Spencer Thomas Ph. D, Chairman

2. MANDATE & BACKGROUND

To provide for the regulation of telecommunications, the National Telecommunications Regulatory Commission (NTRC) was established on 21st September 2000 pursuant to the Telecommunications Act 31 of 2000. The specific mandate of the NTRC includes the following:

- *To co-ordinate, facilitate and generally promote the purposes of the Agreement (Treaty Establishing the Eastern Caribbean Telecommunications Authority)*
- *To establish an effective regulatory regime which will enhance the operations of telecommunications in the interest of the sustainable development of Grenada.*

3. NTRC Operations for 2006

3.1 Summary of Operations

In advancing the objective of the Treaty (establishing ECTEL) one of the major focus of the NTRC was the collaboration with the Eastern Caribbean Telecommunications Authority (ECTEL).

The NTRC also continued its efforts to encourage and accommodate the participation from telecommunications operators, other stakeholders and the general public in the development of telecommunications regulations and policies.

Telecommunications Providers licenses were issued to new operators for:

- *the installation and operations of an Internet Network and the provision of Internet Services.*
- *the establishment and operation of a Fixed Public Telecommunications Network and the provision of certain Fixed Telecommunications Services.*
- *the landing of a Submarine Cable and the establishment and operation of a Submarine Cable Telecommunication Network and the provision of certain Telecommunications Services.*

3.2 Meetings of the Commission

During the year 2006, the Commission held eight regular meetings, two meetings with Telecommunications Providers and several meetings with the ECTEL Secretariat and Consultants.

The Meetings of the Commission for 2006 is attached as **Annex 1**.

3.3 Training (Courses/Seminars/Training)

Training was a high priority area for the period under review. (See table below).

Training (Courses/Seminars/Training)

COURSE/ SEMINAR/ TRAINING	DATE	DURATION	VENUE	ATTENDEE (S)	ORGANIZED BY
3rd ECTEL/NTRC Forum	Jan. 23, 2006	2 days	St. Lucia	Mr. Finlay Mr. Horsford	ECTEL
Interconnection Workshop	Feb. 9, 2006	2 days	St. Lucia	Mr. Finlay Mr. Horsford	ECTEL
Seminar in Regulations and Numbering	Feb. 13, 2006	4 days	Trinidad	Mr. Finlay Mr. Francis	CTU/ Telcordia
Spectrum Management in the Civil Sector Training	March 31, 2006	3 weeks	U.S.A	Mr. Francis	USTTI/ FCC
Workshop and Consultation for spectrum Management	March 27, 2006	3 days	Antigua	Mr. Finlay	CTU
First Support Staff Training Workshop	April 10, 2006	2 days	St. Lucia	Mrs. Lewis-Mitchell	ECTEL
Universal Service Workshop/ Broadband Meeting	June 8, 2006	2 days	St. Lucia	Mr Horsford Mr. Francis	ECTEL
4th ECTEL/ NTRC Forum	Aug. 15, 2006	2 days	St. Lucia	Mr. Horsford Mr. Francis	ECTEL
ECTEL Broadband Assignment	Aug. 21, 2006	1 day	St. Vincent	Mr. Ferguson	ECTEL
ICS Training	Sept. 4, 2006	5 days	St. Lucia	Mr. Francis	ECTEL/ Tadiran
CTU 15th Executive Council Meeting & 9th General Conference of Ministers Meeting	Oct. 5, 2006	2 days	St. Vincent	Mr. Lashley	CTU
Interception of Communications	Oct. 9, 2006	3 days	St. Lucia	Mr. Horsford	Commonwealth Secretariat
4th Caribbean Internet Forum & 2nd Caribbean Internet Governance	Nov 1, 2006	3 days	Grenada	Dr Thomas Mr. Ferguson	CTU
Dispute Resolution Workshop	Dec. 14, 2006	2 days	St. Kitts/ Nevis	Mr. Lander Mr. Lashley Mr. Straker Mr. Horsford Mr. Ferguson Mrs. Mitchell Mr. Collins	ECTEL

Table 1: Training (Courses, Seminars, Training)

3.4 Organisational Review

During 2006 on the invitation of the Commission, ECTEL undertook an organisational review of the NTRC. The review covered both technical and administrative issues and mapped a way forward. The major items under review were as follows:

- *Non publication of Dispute Regulations and Fees Regulations*
- *Spectrum assignment*
- *Outstanding fees from operators*
- *Outstanding NTRC Cash Balance report*
- *More publicity on documents for public consultation*
- *Inadequate staffing and office procedures*
- *Back up facilities for PCs and disaster recovery*
- *MOU outstanding (Spectrum Management/Monitoring equipment and software)*

A Time Based Action Plan was put in place by the NTRC to address some of the aforementioned concerns and a MOU were signed by NTRC and ECTEL.

3.5 Legal & Regulatory Issues

One telecommunications regulation was promulgated in 2006:

- *Telecommunications (Fees) Regulations SRO. 46 of 2006*

The following telecommunications regulations are pending promulgation having been approved by ECTEL.

- *Telecommunications(Dispute Resolution) Regulations*
- *Telecommunications(Licensing and Authorisation) Regulations*
- *Telecommunications (Spectrum Management) Regulations*
- *Telecommunications (Numbering) Regulations*

Several public consultations were carried out on proposed regulations and license documents. The NTRC also participated in the consultation on the review of the Telecommunications Act and Treaty.

A schedule of consultations is attached as **Annex 2**.

3.6 Licenses

Application for Licenses

The processing of applications for licences was a major activity of the NTRC. A total of fifty-two (52) new applications were received.

Licences issued

For the year 2006 a total of forty-four (44) licences were issued including one Submarine Cable Landing Licence, two Public Network Licences, four Internet Network Licences and two Radio Broadcast Licences.

A schedule of new applications received and licences issued during 2006 is attached as **Annex 3**.

A schedule of licences granted by the Minister for Telecommunications for 2006 is attached as **Annex 4**.

Licence Fees Collected

Licence Fees collected by the NTRC in the year 2006:

Application Fees	\$20,935.00
Initial Fees	\$60,000.00
Annual Licence Fees	\$6,993,144.40
Frequency Fees	\$1,914,400.00
Total	EC\$8,988,479.40

The application fees, initial fees and annual licences fees were paid into the consolidated fund. The frequency fees were forward to ECTEL.

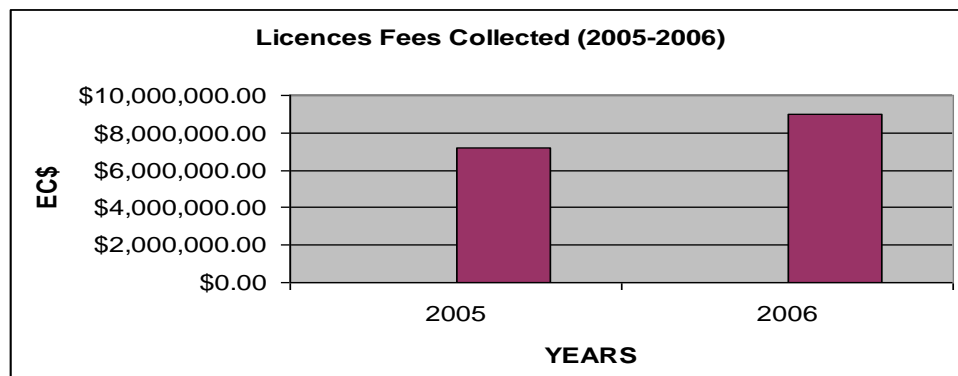


Figure 1: Licences Fees Collected (2005-2006)

3.7 Extending the Use of Broadband Applications

Extending the Use of Broadband Applications by Governments and the Private Sector is an assignment of ECTEL under the Telecommunications and ICT Development Project which is funded by the World Bank and ECTEL Member States

In May 2006 ECTEL contracted consultants to perform the assignment on Extending the Use of Broadband Applications by Governments and the Private Sector.

The NTRC collaborated with ECTEL through public consultations and workshops, and hosted several telecommunications consultants in this regard in Grenada.

3.8 Domain Name Administration (GD Domain)

AdamsNames, a UK Company, has been given a letter of comfort by the Ministry responsible for Public Utilities and have been invited to manage the .gd domain name for a year whilst formal contractual arrangements between the Government of Grenada and the company is finalised.

3.9 Telecommunications Towers

The Commission continued to play a leading role in the control of the erection of Telecommunications towers.

3.10 NTRC Website

The NTRC maintains websites at www.ectel.int/grd and www.spiceisle.com/gntrc . Public information from the NTRC is published on these websites, and information is updated regularly.

3.11 Caribbean Telecommunications Union(CTU)

The NTRC participated in several CTU training programmes and workshops during 2006. These include the following:

- *Spectrum Field Audit*
- *4th Caribbean Internet Forum & 2nd Caribbean Internet Governance Forum*
- *CTU 15th Executive Council & 9th General Council meetings*
- *Workshop and Consultation for Spectrum Management*

3.12 Office Space

The NTRC continued to operate from Suites #6 and #8 at the Grand Anse Shopping Centre. After many other office options were explored, the Commission made representation for a plot of land from the Government of Grenada. Cabinet at its meeting on 2nd May 2006 approved the vesting of a plot of land adjacent to the Ministry of Education building at the Botanical Gardens to the NTRC for the purpose of constructing a building to house the NTRC Secretariat and other utility regulatory bodies. The plan of the precise area of the lot had been prepared by the Lands and Surveys Department of the Ministry of Agriculture. A building fund was also established for this purpose.

4. Financial Report

4.1 Financial Statements

4.1.1.

BALANCE SHEET

At 31st December 2006

	<i>Notes</i>	31-Dec-06	31-Dec-05
Assets			
Cash in bank – Operational Account		86,138.22	162,473.17
Cash in bank – Contingency Fund	3	65,336.21	62,942.52
Cash in bank – Building Fund	4	813,932.50	499,995.00
Office Supplies		-	4,514.64
Fixed Asset	6	55,949.86	105,037.77
		<hr/>	<hr/>
TOTAL ASSETS		<u>1,021,356.79</u>	<u>834,963.10</u>
Liabilities and Reserves			
Reserves			
Reserves, beginning of the year		834,963.10	447,997.97
Net Gain (Loss) for the year		22,456.19	86,965.13
Capital Grant for the year	2	163,937.50	300,000.00
		<hr/>	<hr/>
Reserves, end of year		1,021,356.79	834,963.10
Liabilities		-	-
		<hr/>	<hr/>
TOTAL LIABILITES AND RESERVES		<u>1,021,356.79</u>	<u>834,963.10</u>

4.1.2.**INCOME STATEMENT***For the year ended 31STDecember 2006*

	<i>NOTES</i>	
Receipts	<i>1</i>	
Receipts from ECTEL- 2 nd Allocation 2006		163,937.50
Receipts from ECTEL- 3 rd Allocation 2006		163,937.50
Receipts from ECTEL- 1 st Allocation 2007		<u>142,712.50</u>
		470,587.50
Interest on Term Deposit		2,393.69
Gain (loss) on Sales/Disposals of Fixed Assets		(5,389.58)
		<u>467,591.61</u>
NET INCOME		
Less: Expenses		
Advertisement		2,820.00
Salaries & Allowances		189,227.78
NIS Contributions		5,787.22
Commissioners' Fees		48,200.00
Meetings & Conferences		46,709.12
Meetings & Conferences – Local		2,359.00
Insurance		5,313.34
Motor Vehicle Expenses		2,516.12
Office Rental		43,800.00
Depreciation Expenses	<i>5</i>	16,728.29
Stationery & Office Supplies		19,134.73
Printing & Binding		3,990.30
Copier Rental		1,285.00
Electricity		26,594.87
Postage & Courier		1,120.49
Telephone		25,647.39
Cable		925.58
Water		402.05
Bank Charges		50.50
Other Office Expenses		1,833.64
Miscellaneous		690.00
		<u>445,135.42</u>
Balance for the period		<u>22,456.19</u>

4.2 NOTES TO THE FINANCIAL STATEMENTS

1. Funding (Income)

For the year 2006, the operations of the Commission were funded by remittances from ECTEL. All Frequency Authorised (spectrum) fees collected by the Commission were assigned to ECTEL for funding the Regulatory regime. This is in keeping with the decision of the Council of Ministers of ECTEL at a Policy meeting on May 2, 2003.

The NTRC received an apportionment of the fees pooled and managed by ECTEL

Funding received from ECTEL:

Operations	\$470,587.50
Capital Grant	<u>\$163,937.50</u>
	\$634,525.00

=====

A schedule of the NTRC's Budget for the period October 1, 2006 to September 30, 2007 is attached as **Annex 5**.

2. Capital Grant (\$163,937.50)

The amount of \$163,937.50 represents the 4th quarterly allocation budgeted for the fiscal year 2005-2006, ended September 2006. This amount was withheld by ECTEL, later requested by the NTRC and paid by ECTEL as a Capital Grant. This amount was added to the Building Fund.

3. Contingency Fund

Contingency Fund, beginning of the year	62,942.52
Interest on Term Deposit 1.	2,393.69
Contingency Fund, December 31, 2006	<u>65,336.21</u>

4. Building Fund

Building Fund, beginning of the year	499,995.00
Funds Transferred from Operational Account	100,000.00
Funds from Sale of Motor Vehicle TU717	50,000.00
Capital Grant from ECTEL – 4 th Allocation 2006	163,937.50
Interest on term Deposit	-
Building Fund – December 31, 2006	<u>813,932.50</u>

Represented by

Scotiabank (A/C # 3001276)	168,932.50
Scotiabank (Term Deposit 2.)	645,000.00
	<u>813,932.50</u>

5. Depreciation

Depreciation is provided on the straight-line method at rates designed to allocate the cost of the assets over the period of their estimated useful lives. These rates are as follows:

<i>Computer & Equipments</i>	<i>33 1/3%</i>
<i>Furniture & Fixtures</i>	<i>10%</i>
<i>Appliances</i>	<i>20%</i>
<i>Motor Vehicles</i>	<i>20%</i>

6. Fixed Assets

Book value of the fixed assets now stands at \$55,949.86 as compared with \$105,037.77 in 2005. The reduction was due mainly to the disposal of Motor Vehicle TU717.

The following table shows the changes to the Fixed Assets.

Fixed Assets

For the Year Ended December 31, 2006

	Computer Equipment	Furniture & Fixtures	Appliance	Motor Vehicle	TOTAL
COST					
Balance at Dec. 31, 2005	94,547.86	45,148.50	7,842.85	55,000.00	202,539.21
Additions for the year	18,765.19	4,062.19	202.58	-	23,029.96
Sales/Disposals	(53,442.71)	(1,030.19)	-	(55,000.00)	(109,472.90)
Balance at Dec. 31, 2006	<u>59,870.34</u>	<u>48,180.50</u>	<u>8,045.43</u>	<u>-</u>	<u>116,096.27</u>
ACUMMULATED DEPRECIATION					
Balance at Dec. 31, 2005	61,260.81	12,828.56	5,995.40	17,416.67	97,501.44
Depreciation for the year	10,743.69	4,495.80	1,488.81	-	16,728.30
W/back on Sales/Disposals	(36,333.64)	(333.02)	-	(17,416.67)	(54,083.33)
Balance at Dec. 31, 2006	<u>35,670.86</u>	<u>16,991.34</u>	<u>7,484.21</u>	<u>-</u>	<u>60,146.41</u>
NET BOOK VALUE 2006	<u>24,199.48</u>	<u>31,189.16</u>	<u>561.22</u>	<u>-</u>	<u>55,949.86</u>

5. The Status of Telecommunications in Grenada

5.1 *Macro-economic Review*

According to records from Central Statistical Office, the communications sector remained a significant contributor to economic activity in the state of Grenada for the period 2006.

The pace of economic activity in Grenada appeared to have slowed in 2006 compared with the corresponding period 2005. The economy is estimated to have grown by 0.73% in 2006 compared to 12.75% in 2005.

This situation was expected, since the high level of growth recorded in 2005 was mainly driven by the rapid rate of recovery and rehabilitation work following the devastation caused by hurricanes Ivan and Emily. Despite the decline in the construction sector, there were still noticeable economic activities in both the private and public sectors as Grenada prepared to host the Cricket World Cup in 2007.

According to the Ministry of Finance the communications sector is expected to continue on a growth path of 6.10% in 2006 compared to 25.37% in 2005, which reflected the recovery efforts. This sector is estimated to have contributed EC\$70.95 million out of a total valued added of EC\$1,142.28 million representing 6.21% of total value added.

Gross Domestic Product for the Communications Sector, At Basic Prices in Current Prices (EC\$M)

	2000	2001	2002	2003	Reviewed 2004	Preliminary 2005	Forecast 2006
Communication:	78.26	75.47	65.10	62.68	55.81	69.97	70.95

Source: ECCB / Central Statistical Office

Table 2: Gross Domestic Product for the Communications Sector

Gross Domestic Product (GDP)
Real Growth by Sectors 2003 – 2006

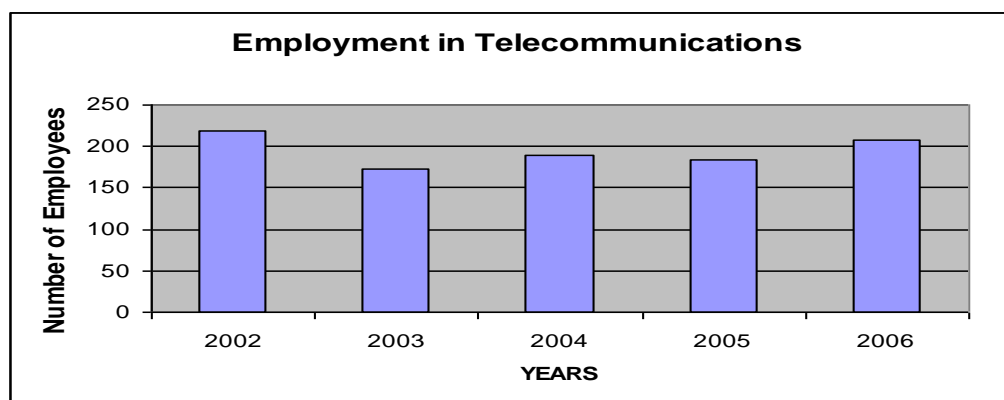
	Percentage (%)			
	2003	2004	2005 Prel.	2006 Est.
Agriculture	2.02	-7.50	-41.24	29.65
Mining & Quarrying	40.41	-15.28	9.02	41.02
Manufacturing	-2.45	-14.57	17.36	1.07
Electricity and water	6.73	-7.91	4.70	13.00
Construction	26.53	7.18	96.02	-15.02
Wholesale and Retail Trade	7.36	-19.85	33.29	-12.08
Hotels and restaurants	13.85	-13.07	-42.54	50.62
Transport	7.47	10.11	20.91	10.16
Communications	1.88	-16.60	25.37	6.10
Banks and insurance	8.00	0.97	-1.14	1.21
Real estate & Housing	1.51	-10.05	-4.31	10.00
Government services	2.05	3.19	-4.59	4.96
Other services	2.43	-15.69	3.99	4.00
Less: imputed service charges	8.00	5.92	0.52	-1.25
Real GDP at factor cost	6.44	-6.54	12.75	0.73

Source: ECCB / Central Statistical Office

Table 3: Gross Domestic Product (GDP) – Real Growth by Sectors 2003-2006

5.2 Employment in Telecommunications

The following statistics for the telecommunications industry in Grenada are based on general information received from ECTEL.



Source: ECTEL

Figure 2: Employment in Telecommunication Sector

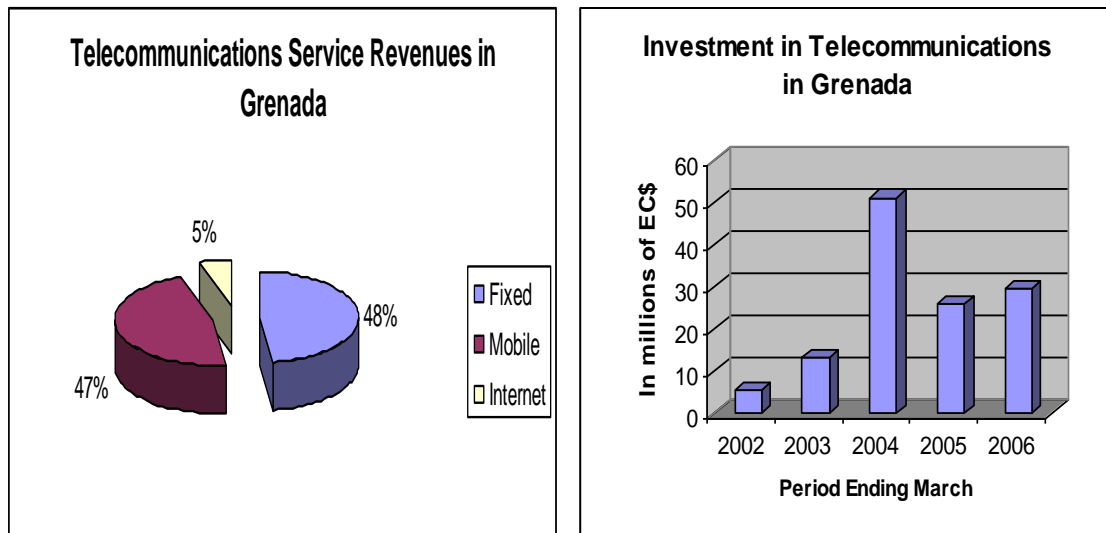


Figure 3: Revenue and Investment in the telecommunication sector in Grenada

5.3 ¹Fixed Line Services

The number of fixed lines in service rose by 17.3 percent to 29,583 at March 2006, representing a penetration of 27.8 percent, after declining by 8.9 percent in the previous year. This phenomenal growth reflected an increase in the number of lines in service following the restoration of infrastructure destroyed by the Hurricanes. However, the number of fixed lines in service remained well below pre-liberalisation levels.

Notwithstanding the absence of legal, policy and regulatory barriers to entry into the market for fixed line access, competition has been constrained by supply side restrictions.

Consequently, while three licences have been granted to new entrants, the incumbent remains the major market player in the provision of fixed lines services in Grenada

The fixed line market continues to be regulated under a Price Cap Plan. In keeping with the rate commitment in the Price Cap Plan, off peak rates for local fixed to fixed calls decreased 20 percent while peak rates held at \$0.07. Peak rates for fixed to mobile fell 7 percent and off-peak rates fell 8 percent.

¹ ECTEL: Annual Telecommunications Sector Review 2006

Outgoing local traffic from fixed lines increased 9.3 percent to 271 million minutes at March 2006, compared with a decline of 6.0 percent in 2005. Fixed line traffic continues to dominate local communications accounting for 78.4 percent of local outgoing traffic 95 percent of local fixed traffic was fixed-to-fixed calling.

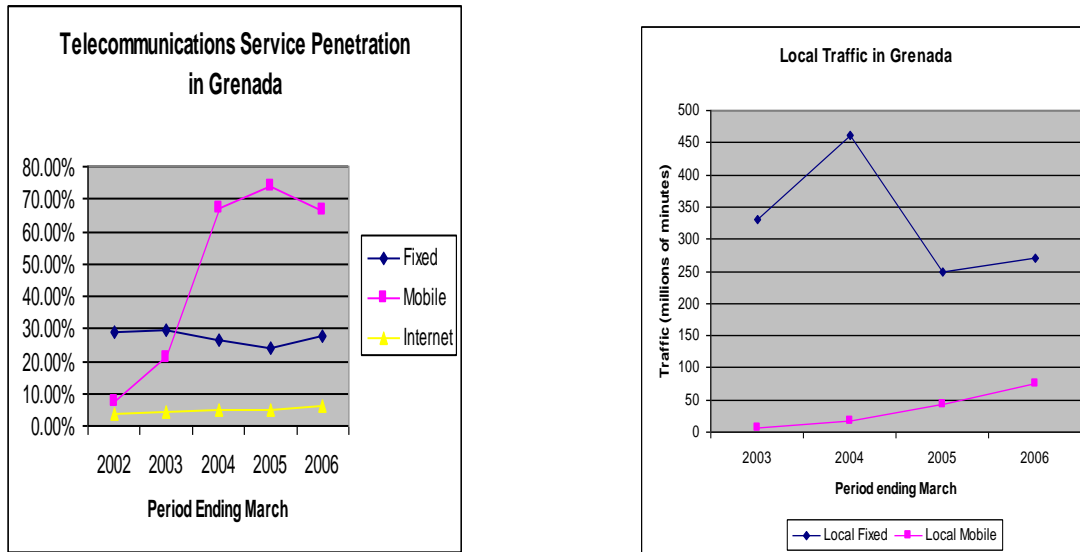


Figure 4: Telecommunications Penetration and Domestic Traffic in Grenada

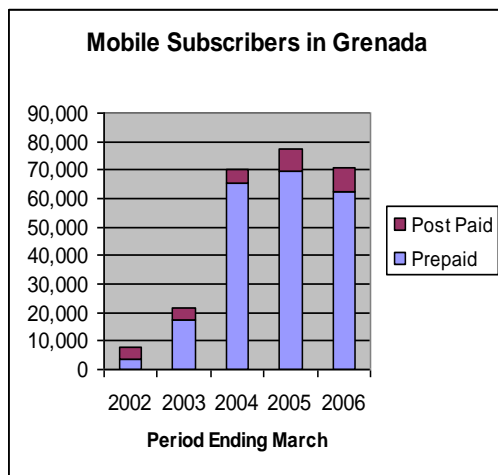


Figure 5: Mobile Subscribers in Grenada

5.4 ²Mobile Services

Mobile telephony continues to be an important form of telecommunications services in Grenada owing to increased affordability and access to prepaid services with competition in the market. However, there was a reversal in subscription growth post Hurricane Ivan. In 2006, the number of subscribers fell 9 percent to 70,684, representing a penetration of 66.5 percent, with 88 percent prepaid subscribers, up from 49 percent in 2002.

² ECTEL: Annual Telecommunications Sector Review 2006

In 2006 the rates for mobile to mobile ranged from \$0.38 for calls on the same network to \$0.85 for calls between networks. On-net calls continue to be priced at a significant discount to calls between networks. The rates for mobile-to-fixed calls ranged from \$0.70 to \$0.85. Rates for mobile-to-mobile and mobile-to-fixed have remained relatively stable since liberalization.

Local traffic originating from a mobile phone increased 76 percent to 74 million minutes at March 2006, as mobile usage continues to increase closing in on fixed line usage. Local traffic from mobile phones accounted for 21 percent of total local traffic in 2006 compared with 14 percent in 2005. Eighty-seven percent of local mobile traffic is mobile-to-mobile calling.

5.5 ³International Voice Service

At the ending of March 2006 outgoing international traffic almost equalled incoming international traffic. Between 2002 and 2005 the ratio of incoming to outgoing international traffic averaged 3:1 but fell to a ratio of 1:1 in 2006. International outgoing traffic increased by 80.3 percent to 34 million minutes while incoming traffic fell by 42.2 percent.

Mobile traffic dominated international voice traffic, 75.1 percent of incoming international calls terminated on a mobile phone and 57.7 percent of outgoing international calls originated from a mobile phone. The main reason for this development is the low price differential between fixed and mobile international calls.

Competitive forces continue to apply downward pressure on international rates. At March 2006, the rates for calls to the United States originating from a fixed line fell by 45 percent to \$0.90. Rates for calls to other ECTEL Member States were held at \$0.50 and calls to non Member Caribbean Islands remained in the range of \$0.66 to \$0.99.

³ ECTEL: Annual Telecommunications Sector Review 2006

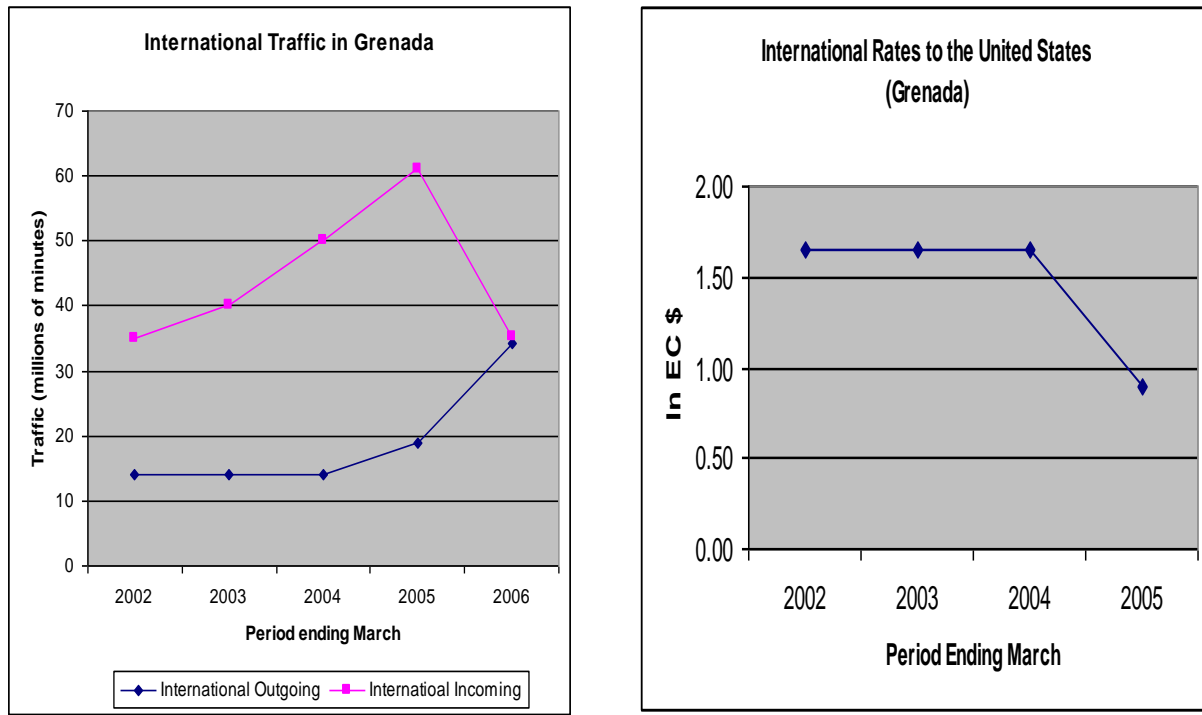


Figure 6: International Traffic and Rates to the US for Grenada

5.6 ⁴Internet

Following marginal growth of 0.4 percent in subscription at March 2005, Internet subscription rose by 19.8 percent reaching 6,281 or a 5.9 percent penetration at March 2006. The Internet market continues to lag behind the market for voice services in Grenada accounting for only 5.4 percent of telecommunications revenues. The incumbent, Cable & Wireless continues to be the sole Internet Service Provider in Grenada

Despite the modest overall growth in Internet access there has been significant shift away from dial-up to high speed Internet access. At March 2006, approximately 61.8 percent of Internet subscribers had broadband access compared to 4 percent at March 2002.

⁴ ECTEL: Annual Telecommunications Sector Review 2006

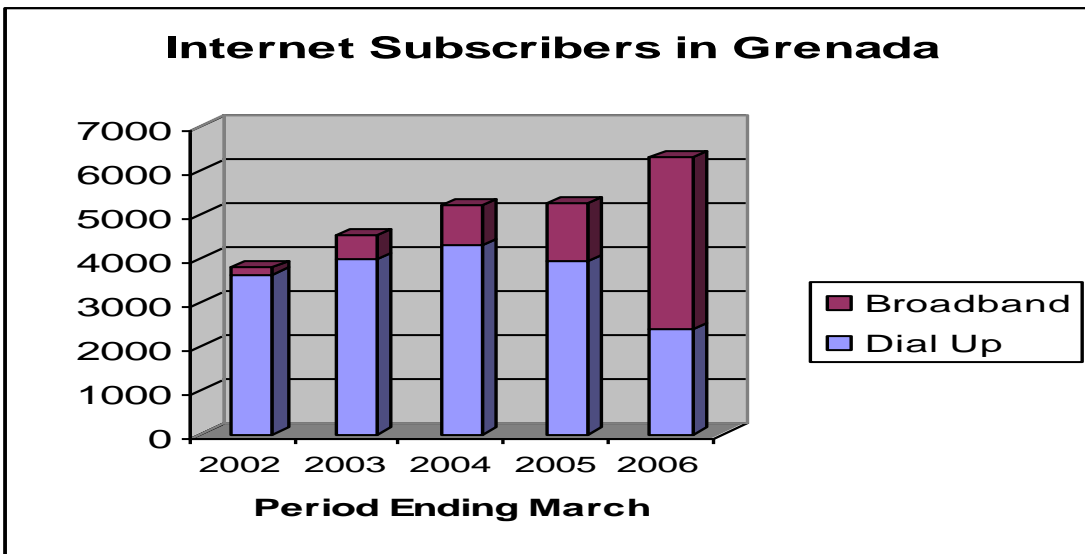


Figure 7: Internet Subscribers in Grenada

The rates of dial up Internet access have remained constant in Grenada for the past four years, while the rates for high speed internet access declined up to 50 percent at March 2004 remaining unchanged until 2006. Internet access is also available through advanced wireless last mile broadband technologies such as Wi-Fi with WiMAX just over the horizon. Wi-Fi hotspots are being used to offer public broadband access at Points Saline International Airport, hotels and other public places.

ANNEX 1.**Meetings of the Commission for 2006**

Board Meeting	<p>45th Regular Meeting: January 19, 2006</p> <p>46th Regular Meeting: February 23, 2006</p> <p>47th Regular Meeting: March 03, 2006</p> <p>48th Regular Meeting: April 19, 2006</p> <p>49th Regular Meeting: June 13, 2006</p> <p>50th Regular Meeting: July 21, 2006</p> <p>51st Regular Meeting: September 25, 2006</p> <p>52nd Regular Meeting: December 22, 2006</p>
Meeting with Telecoms Providers	<p>Cable & Wireless Grenada Limited</p> <p>Digicel Grenada Limited</p> <p>Grenada Wireless Holdings</p>
Meeting with ECTEL Secretariat and Consultants	<p><i>Several meetings</i></p>

ANNEX 2.**CONSULTATIONS HELD IN THE YEAR 2006**

1. Draft Amateur, Aeronautical, Marine Mobile and Land Mobile License (February 2006)
2. Draft Revised International Simple Voice Resale License, Comments on Comments (March 2006)
3. Draft Revised Private Networks License (March 2006)
4. Draft Interconnection Regulations (March 2006)
5. Interconnection Regulations Comments on Comments (June 2006)
6. Draft Telecommunications (Wholesale) Regulations (July 2006)
7. Draft Revised Individual License Evaluation Criteria (August 2006)
8. Draft Revised Telecommunications Quality of Service Regulations (August 2006)
9. Convergence Consultation (September 2006)
10. Draft Telecommunications (Wholesale) Regulations Comments on Comments (September 2006)
11. Draft Telecommunications (Universal Service Fund) Regulations (October 2006)
12. Universal Service Fund Guidelines, Discussion Paper No. 1 (October 2006)
13. Telecommunications (Exemption) Regulations (November 2006)
14. Universal Service Fund Regulations and Universal Service Fund Guidelines Discussion Paper #1 Comments on Comments (November 2006)
15. Intention to Install a Cellular Tower in Syracuse, St. David's (November 2006)
16. Draft Telecommunications (Numbering) Regulations (December 2006)

ANNEX 3.**New Applications Reviewed and Licences Issued in 2006**

Class License	Issued	New Applications Reviewed
Type Approvals	7	12
Amateur Radio	10	13
FM Radio Broadcast	2	5
Maritime Mobile Radio	4	5
Aeronautical Radio	-	-
Cable Television	-	-
Value Added Services	-	-
International Simple Voice Resale	-	-
Private Telecoms Network	2	2
Land Mobile Radio	-	1
Total Class License	25	33
Individual License		
	Issued	New Applications Reviewed
Public Mobile Telecommunications Licenses	-	-
Internet Network and Services	4	1
Fixed Public Telecommunications License	2	1
Submarine Cable Landing	1	1
Total Individual License	7	3
Frequency Authorisation		
	Issued	New Applications Reviewed
FM Radio Broadcast	2	6
Land Mobile Radio	1	2
VSAT System	1	-
Aeronautical Radio	-	-
Public Mobile Telecoms	-	-
Internet Network and Services	2	1
Fixed Public Telecoms License	1	-
Private Telecommunications Network	2	2
Valued Added Services	-	-
Maritime Mobile Radio	2	2
WiMax	1	2
WiFi	-	1
Total Frequency Authorisation	12	16
TOTAL	44	52

ANNEX 4.**Class Licences Granted for 2006**

Class Licenses		
Type of Service	Company	Date Granted
Private Telecoms Networks/ Services	Ministry of Education (CETT)	8 February 2006
	Grenada Broadcasting Network	4 October 2006
Radio Broadcast (FM)	St. George's University	28 April 2006
	Sister Isle Radio Limited	
Cable Network and Services	Grenada Cablevision Limited	23 June 2006
Subscriber Cable Television Broadcasting Facilities	Grenada Cablevision Limited	23 June 2006

ANNEX 5.**Individual Licences granted for 2006**

Individual Licenses		
Type of Service	Company	Date Granted
Fixed Public Telecommunications	Digicel Grenada Limited	4 October 2006
	Grenada Cablevision Limited	4 October 2006
Internet Networks/Services	Caribbean Knowledge and Learning Network	7 March 2006
	Digicel Grenada Limited	4 October 2006
	Grenada Cablevision Limited	4 October 2006
	Grencomm Limited	11 October 2006
Submarine Cable Landing	Southern Caribbean Fibre (Grenada) Limited	24 November 2006